

Torres and Cape HHS

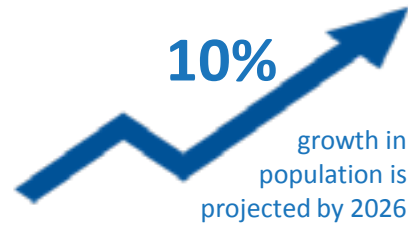
Population health status profile

Demography



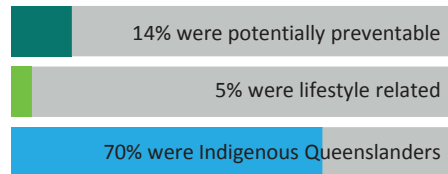
Population 2014

25,498



Hospitalisations

There were
12,121
hospitalisations in 2013–14



The crude hospitalisation rate was
47,919 per 100,000
11% higher than Queensland

Potentially preventable hospitalisations

1,641
hospitalisations were potentially preventable (PPH)

Torres and Cape was ranked
highest
out of 15 HHSs for % of hospitalisations that were PPH

95% ↑
HHS rate difference to Queensland

The top contributors to PPH were diabetes complications, cellulitis, and dental conditions. Together they caused 49% of PPH.

Protective factors

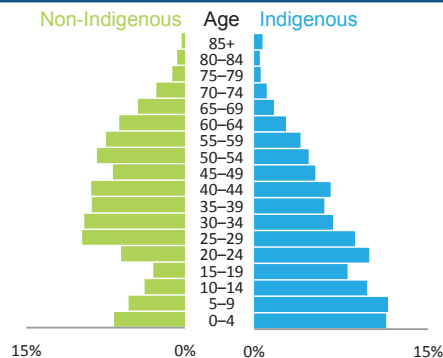
	Rate		Number at risk	HHS relative to Queensland
	96% of pregnant women attended 5 or more antenatal visits in 2014–2015		<20 attended insufficient visits	1% ↑
	95% of 5 year olds were fully immunised in 2015		23 were under immunised	3% ↑
	47% of women aged 50–69 participated in the BreastScreen program 2013–2014		1,083 were not screened	18% ↓

Demography

67% were Indigenous

6% were aged 65+

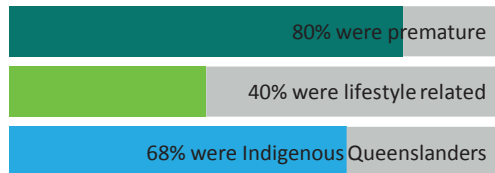
The HHS area is home to **1%** of the state's population, and covers an area equal to **8%** of the state.



141 births
in HHS hospitals 2014
125 to Indigenous mothers

Deaths

There were
88
deaths in 2012



The age standardised mortality rate was
577 per 100,000
1% higher than Queensland

Median age at death

	Female	Male	All	Non-Indigenous	Indigenous
HHS estimate	56.5 years	55.5 years	56 years	Half of all non-Indigenous deaths occurred in people aged under	Half of all Indigenous deaths occurred in people aged under
HHS difference to Queensland	-26.5 years	-21.5 years	-24 years	64.5 years	53.5 years

Risk factors

	Rate	Number at risk	HHS relative to Queensland
	21% of adults were daily smokers in 2015–2016	3,772 daily smokers	76% ↑
	31% of adults were obese* in 2015–2016	5,396 obese*	28% ↑
	28% of adults were risky drinkers in 2015–2016	4,916 risky drinkers	28% ↑

* Self report